


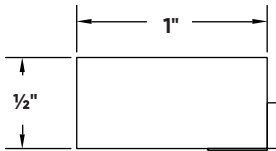
## Hotrod® Type-X

Combining compressible foam with intumescent tape that expands when exposed to intense heat, Hotrod Type-X replaces finicky fire sprays over mineral wool. Its rectangular profile is easily compressed into a deflection gap between drywall and its adjoining structure for a fast, simple firestopping solution. Now available in a convenient rolled form for easier application in less time, with 100-200 feet of firestopping power per box!



### Installation Guide

Technical Specs



Scan Below for  
Installation Video



Installation Method A:


#### Step 1:



#### Step 2:



#### Step 3:



#### Installation Method A:

##### Step 1:

Remove film from double sided tape and install on the top track.

##### Step 2:

Install drywall leaving a 1/2" gap, ensuring that the Hotrod Type-X is compressed.

##### Step 3:

Install paper tape or Flat Deflection Bead over the Hotrod Type-X. Finish with drywall compound.

Installation Method B:


#### Step 1:



#### Step 2:



#### Step 3:



#### Installation Method B:

##### Step 1:

Install drywall leaving a 1/2" gap between the drywall and ceiling.

##### Step 2:

Install Hotrod Type-X in the gap ensuring the product is compressed, and that the intumescent tape has contact with the ceiling.

##### Step 3:

Install paper tape or Flat Deflection Bead over the Hotrod Type-X. Finish with drywall compound.