


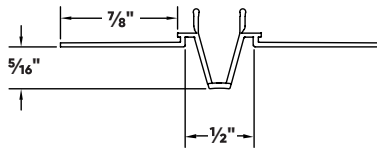
## Fire Rated 093V Expansion

Building out fire-rated control joints on wall assemblies using traditional methods is costly and time consuming. Our fire rated 093X-V expansion bead revolutionizes this process. Integrated intumescent tape rated for 1 and 2 hours, and the flexible bead accommodates up to  $\frac{3}{8}$ " in building movement.



### Installation Guide

Technical Specs



Scan Below for  
Installation Video



#### Before Installation:

Snap chalk lines as a guide. Measure, cut and dry fit the bead.

#### Step 1:

Coat both the bead and drywall with Trim-Tex 847 Spray Adhesive.

#### Step 2:

Press the bead in place, applying pressure to the mud legs.

#### Step 3:

Staple every 6"-8" using  $\frac{1}{2}$ " staples.

#### Step 4:

Finish with drywall compound.


#### Step 5:

Remove tear-off strips prior to sanding.

#### Step 1:



#### Step 2:



#### Step 3:



#### Step 4:



#### Step 5:

