

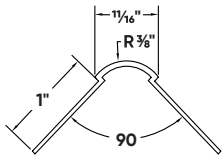
350 Bull® Corner Bead

Our smallest radius bullnose bead at $\frac{3}{8}$ ", it provides a more subtle bullnose finish to corners than its larger radius cousins. This is a great product for someone looking for an alternative to straight 90 degree corners. Like all our bullnose profiles, its PVC construction allows it to stand up to abuse.

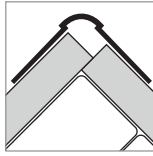


Installation Guide

Technical Specs



Setback: 350 Bull®



Scan Below for
Installation Video



Before Installation:

Measure, cut and dry fit the bead, leaving a $\frac{1}{2}$ " gap at the floor.

Step 1:

Coat both the bead and drywall with Trim-Tex 847 Spray Adhesive.

Step 2:

Press the bead in place, applying pressure to the mud legs.

Step 3:

Staple every 6"-8" using $\frac{1}{2}$ " staples.


Step 4:

Finish with drywall compound.

Step 1:



Step 2:



Step 3:



Step 4:

