

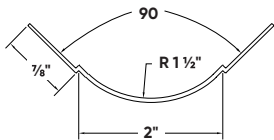


1 1/2" Bullnose Inside Corner Bead

Inside corners, while not always thought of as areas where one can implement interesting design choices, present a great opportunity to add subtle flair to any room. The 1 1/2" Bullnose Inside Corner Bead brings the soft, rounded style of our popular Bullnose family of solutions to 90-degree inside corners, for a dash of added flavor.

Installation Guide

Technical Specs



Scan Below for
Installation Video



Before Installation:

Measure, cut and dry fit the bead, leaving a 1/2" gap at the floor.

Step 1:

Coat both the bead and edge of drywall with Trim-Tex 847 Spray Adhesive.

Step 2:

Press the bead in place, applying pressure to the mud legs.


Step 3:

Staple every 6"-8" using 1/2" staples.


Step 4:

Finish with drywall compound.


Step 1:



Step 2:



Step 3:



Step 4:

