

For complete instructions see BACKERBOARD™ Installation Instruction Sheet

A Product of Buttboard™ Inc.

BACKERBOARD™ is a backing system for steel studs.

Nominal Overall Dimensions

#830	16" Fire Treated Backerboard™	Width 4 3/8"	Length 16"
#832	24" Fire Treated Backerboard™	Width 4 3/8"	Length 24"

BACKERBOARD™ consists of the following components:

1) Wood Backer

- 3/4" CDX Plywood

Fire Treated with PYRO-GUARD® manufactured by Hoover Treated Wood Products inc.

PYRO-GUARD® meets and exceeds the relevant ASTM standards (E84-D3201) for interior fire retardant treated lumber and plywood.

PYRO-GUARD® is Underwriters Laboratories listed and classified as a class A fire retardant, tested per the ASTM E-84 (UL723, NFPA 255) and has a flame spread rating of 25 or less.

For PYRO-GUARD® specifications, technical information, and the Material Safety Data Sheet go to www.frtw.com

2) Steel Bracket

- Stamped Galvanized Steel
- 1/2" screw slots for length adjustment

3) Screws

- Philips head #8 X 3/4" z

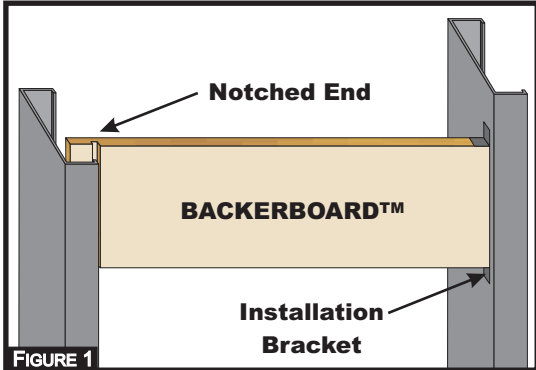


FIGURE 1
Place notched end of Backerboard™ into the open side of steel stud, inserting the stud lip into the notch of the Backerboard™.

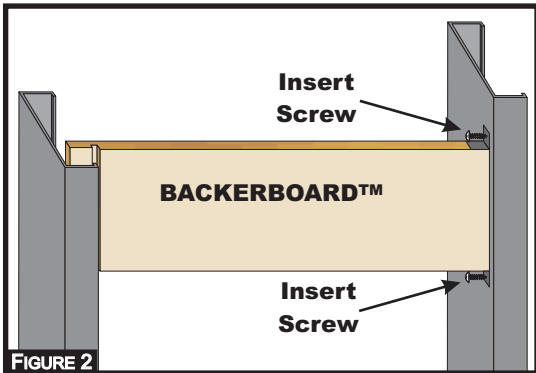


FIGURE 2
Push Backerboard™ firmly against the flat face of adjoining stud and flush with the front surface.

Insert 2 screws through metal tabs of installation bracket into flat face of adjoining stud.

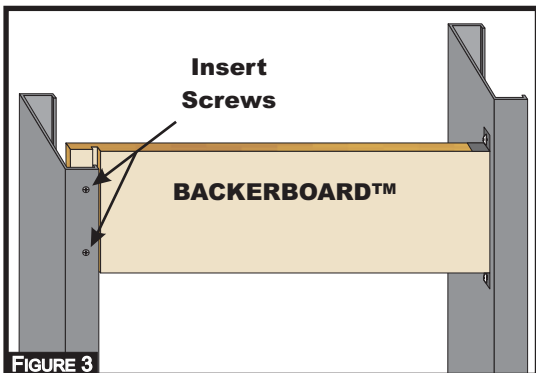


FIGURE 3
Pull notched end of Backerboard™ tight against back side of stud lip; insert 2 screws through the stud lip face into Backerboard™.

Job Name _____

Contractor _____ Date _____

Approvals (Signatures or Stamps)